

POVERTY ISSUES

“There’s more at risk for Dallas than just the well-being of its citizens who are trapped by poverty. Such high rates of persistent poverty will eventually push the best employers away from the city. That could send the city into a decline that everyone, rich or poor, will feel.”

“I’ve said before we live in this barbell economic system in Dallas. We’ve got 18 billionaires – and let’s not even talk about half-billionaires and quarter-billionaires. We have a ton of those. And then 39 percent of our population are asset poor? That’s a big, big issue.”

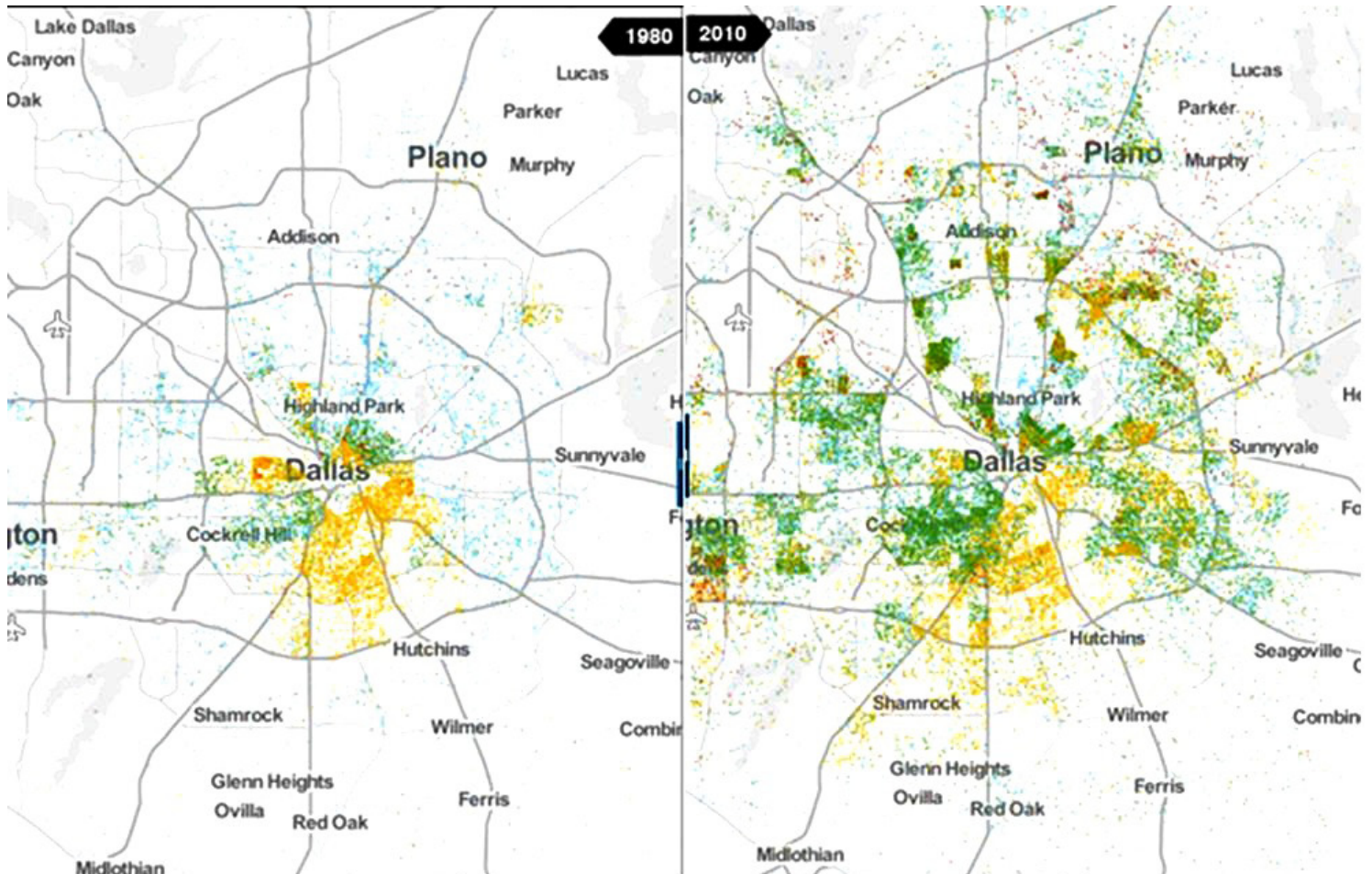
– Mike Rawlings,
Mayor of Dallas



Location

Poverty in Dallas County is no longer isolated in certain communities in the County. Each dot on the map below represents 20 individuals below the federal poverty level.

● Whites ● Blacks ● Hispanics ● Asians



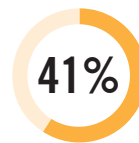
POVERTY ISSUES

Poverty in Dallas has persisted in the face of enormous growth, right in the heart of a metropolitan area that has been among the nation's most prosperous and fastest growing.

2000-2012



Growth in the total population of Dallas



Growth in the poor population in Dallas

Poverty Rank, worst to best	Poverty Center city	Unemployment Rank, worst to best	Metro-Area Unemployment Rate	2012 Population	
Detroit	1	38.3%	17	8.3	705,848
Philadelphia	2	26.8%	15	7.0	1,483,115
Memphis	3	26.7%	9	8.8	631,734
Dallas	4	23.9%	2	5.6	1,187,486

Dallas residents are more likely to be impoverished than any of America's biggest cities except in Detroit, Memphis, and Philadelphia.

Population Living in Poverty

1 in 4 in Dallas

1 of 3 Hispanics & Blacks

1 in 10 Whites

Hispanic population in Dallas has increased by 22%
Hispanics in poverty more than doubled by 52%

African American population has remained stable, increasing only by 1% but number in poverty has increased by 28%

Non-Hispanic white population has decreased by 11% but poverty has increased by 39%

Minimum vs. Living Wage

\$8.80 per hour = poverty line
For a single adult earner with two children

\$23.07 per hour = living wage
For a single adult earner with two children

Typical Costs of Living

Food: \$536 Housing: \$894
Child Care: \$717 Transportation: \$712

189,600

Unemployed Workers in Dallas

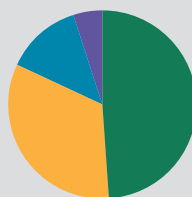
6%

Dallas Unemployment Rate

"A staggering 127,000 people across Dallas, Collin, Rockwall and southern Denton counties are employed but still live below the federal poverty line,"

— As reported by the United Way of Metropolitan Dallas

Employment Status



- Less than H.S.
- H.S. Grad
- Some College / Assoc Degree
- Bachelor's +

